

THERMA V™
HEAT PUMP
WATER HEATER



OVER
70%
Energy Saving

30%
Faster
Water Heating

PRODUCT FEATURES

Stylish Design

LG's exclusive square design and luxury silver color make it an excellent design for the interior.



Perfect Matching with Various Spaces



Top Class Energy Efficiency

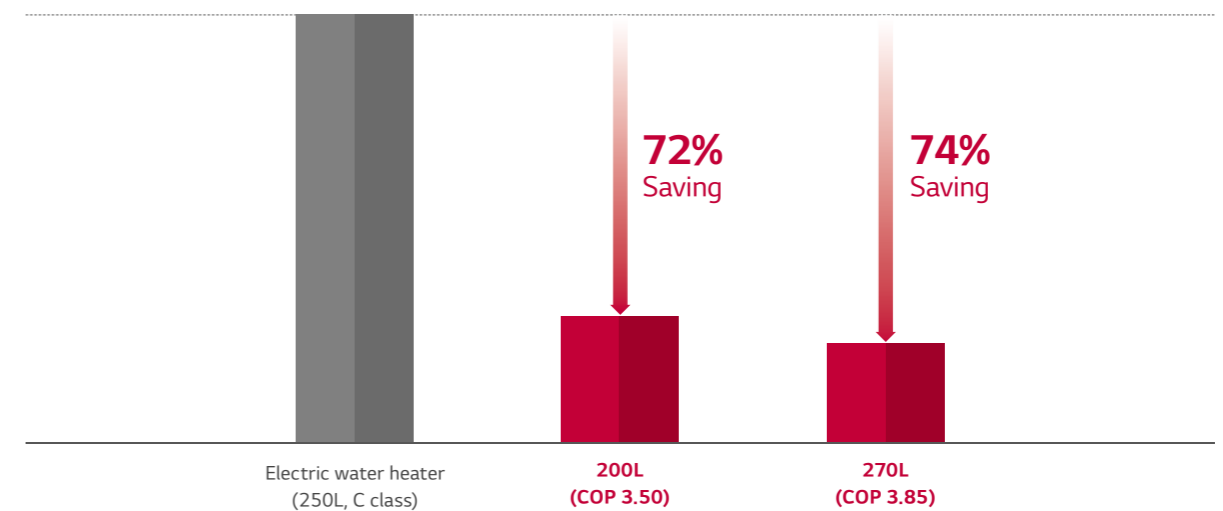
LG's new Inverter Heat Pump Water Heater allows for an impressive energy savings of over 70% compared to a conventional electric heater due to the highly efficient DUAL Inverter Compressor.



Energy Saving

LG's Heat Pump Water Heater, using market's first DUAL Inverter Compressor, DUAL Inverter Compressor can run at low rotational speed (up to 10Hz) and reduces energy consumption, 70% more than Electric Water Heater (250L, C class).

Average Estimated Energy Consumption Saving Per Year




※ Simulation Data on Daily Electricity Consumption, based on EU Climate Condition (Average, 15°C).
 ※ Data is based on LG Internal Simulation.
 ※ The data is depending on the experimental condition and is changeable according to the usage environment

PRODUCT FEATURES

Powerful Heating Performance

The DUAL Inverter Compressor maximizes the heat pump's power in turbo mode for a 30% faster heating time for first-use water than auto mode operation.



Fast & Powerful Water Heating

Turbo Mode can run at high speeds (up to 80Hz) with simultaneous heating. The target water temperature in the tank will be achieved 30% faster in Turbo Mode than in Use auto mode or Auto Mode. Furthermore, Turbo Mode can recover the water at 25% warmer temperatures than Use auto mode or Auto Mode after 1 hour from an empty tank.

※ The data is based on LG internal test and simulation.
 ※ The data is depending on the experimental condition and is changeable according to the usage environment

Continuous Operation

The two heat sources, two heaters and heat pump, complement each other perfectly. If one of the heaters or the heat pump fails, the other heat source allows alternative operation.



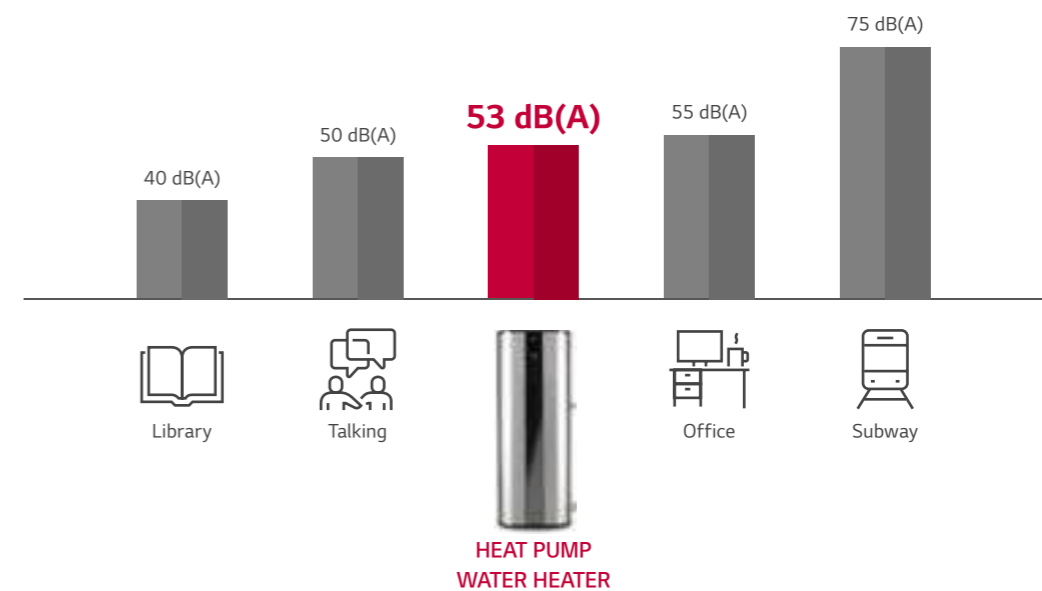
Low Noise Operation

Through BLDC Motor and DUAL Inverter Compressor, noise is reduced to 53 dB(A) (sound power) and provides a comfortable environment even in indoor installation scenes.



Low Noise Operation

Through BLDC Fan Motor and DUAL Inverter Compressor, noise is reduced to 53 dB(A) and creates a comfortable environment even in indoor installation scenes.



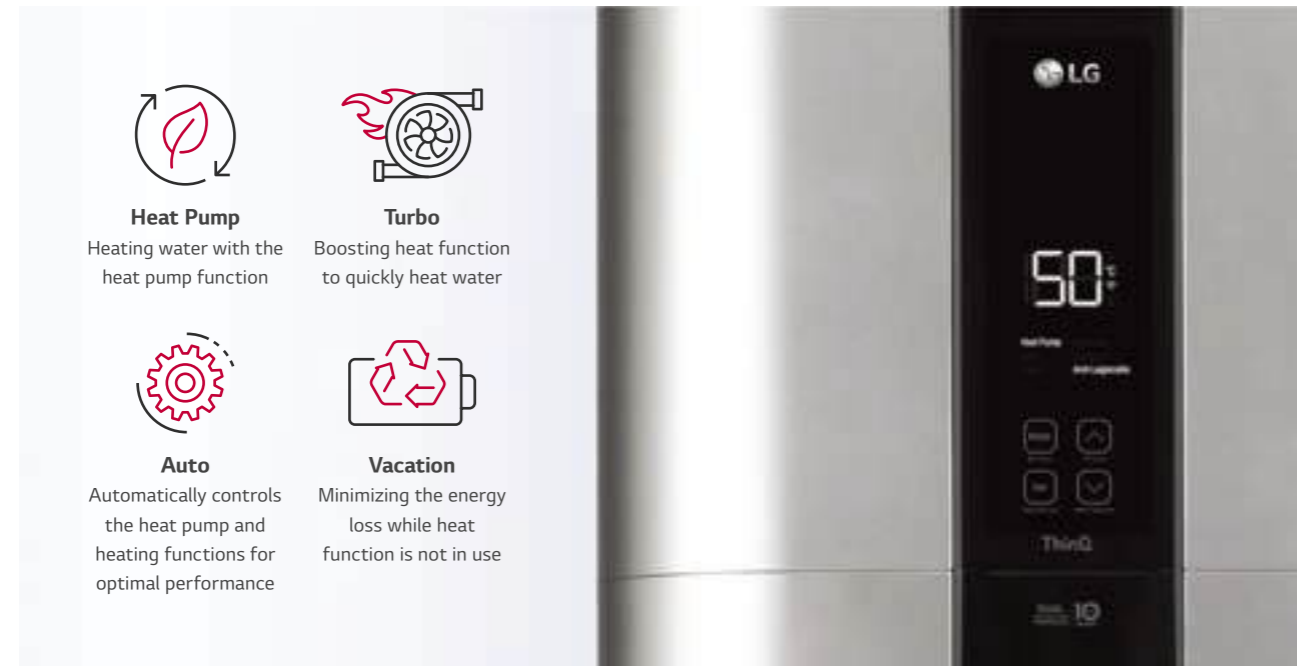
※ Sound Pressure is 38 dB(A) based on LG internal test.
 ※ The data is based on LG Internal Test (Sound Power).
 ※ The data is based on LG internal test and simulation.
 ※ The data is depending on the experimental condition and is changeable according to the usage environment.

THERMA V™ HEAT PUMP WATER HEATER

PRODUCT FEATURES

Various Operation Mode

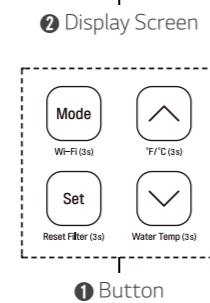
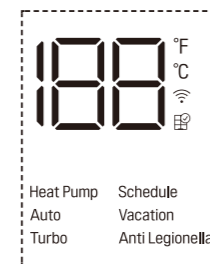
LG Inverter Heat Pump Water Heater can be operated in 4 different modes for different conditions.



Operation



Using Basic Control Display Screen



Button	Display Screen	Description
Mode	Heat Pump	To select the Heat Pump mode.
	Auto	To select the Auto mode.
	Turbo	To select the Turbo mode.
	Vacation	To select the Vacation mode.
-	Schedule	Set Schedule mode only in LG ThinQ application.
-	Anti Legionella	To select the Anti Legionella mode.
Set	-	To set the desired water temperature.
↑ ↓	188	To adjust the desired water temperature.
Wi-Fi (3s)	Wi-Fi	To enable the Wi-Fi pairing.
Reset Filter (3s)	Filter	To reset the filter alarm.
°F/°C (3s)	°F °C	To change unit between °F and °C.
Water Temp (3s)	188	To display the current water temperature for 5 seconds.

Smart Control

With the LG ThinQ smartphone app, users can easily control and monitor the heat pump, checking for current water temperatures, setting operating schedules and more.



Embedded Wi-Fi

You can control the LG ThinQ app, checking information such as current water temperature, operating mode and more.



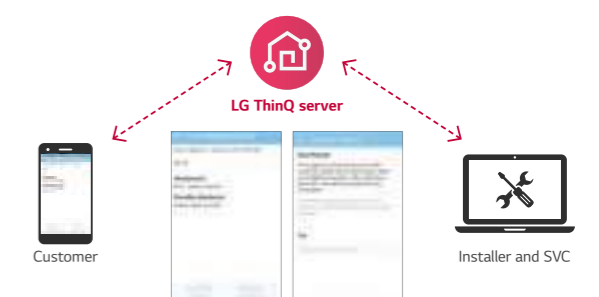
Smart Diagnosis

Smart Diagnosis allows users to conveniently check setup, installation, troubleshooting and other information directly from a smartphone.



Easy Check & Monitoring

Easily comprehensible error messages make detecting a solution and contacting the service center simple and convenient.



PRODUCT FEATURES

powered by
DUAL Inverter Compressor™

LG's DUAL Inverter Compressor™ saves energy with a wide power-saving operating range. Also, in max operation mode, it produces power heating to perform quiet and efficient heating.



Varied-Speed Dual Rotary

A compressor motor with a wider rotational frequency that is energy efficient and has a higher volumetric quick cooling capacity than conventional non-inverter compressor.

Product Reliability Improvement

As twin rotaries balance each other while they are rotating with high speed, it reduces noise dramatically compared to the shaking single rotary compressor. The reduction in vibration reduces the possibility of fractures occurring in the surrounding pipework.

- ※ The data is based on LG internal test and simulation.
- ※ The data is depending on the experimental condition and is changeable according to the usage environment

Benefit & Verification

Reliable Air Conditioner

Product safety is emphasized by offering a 10-year warranty on the compressor to reassure customers about



Verification

TUV Rheinland, Long Term Accelerated-reliability Test & High Marginal Test



Twin Rotary Type

- ※ Long Term Accelerated-Reliability test
LG's unique testing method with reinforced operating condition for a product life assurance to test and determine the product life cycle in a short period of time by accelerating the life cycle.
- ※ High Marginal Test
Test method to secure durability in various adverse conditions that may occur in the field by performing comp reliability test against higher pressure and temperature than the designed range of pressure and temperature which the comp operates in.
- ※ Verification obtained from TUV Rheinland for 10-year product life cycle.

Quick & Easy Installation

The machine's one-direction inlet and outlet piping and easy-to-connect wires in the junction box allow for quick and easy installation. Furthermore, the LG ThinQ app provides Service Alarm and Self Diagnosis programs for convenience maintenance.



10 Year Warranty

10 year warranty for the core parts of the heat pump water heater - Water Tank, Compressor, TUV Rheinland certified 10 year durability of Dual Inverter Compressor. Ceramic coating inside water tank meets Germany Ceramic Standard DIN 4753 and it provides 10 years of corrosion resistance



※ Other Parts warranty may vary according to After Sales Service condition

PRODUCT SPECIFICATION

Product Specification

Sales Model			WH20S
Factory Model			R5TT20F-SA1
Capacity	Volume (Nominal)		200L
Energy Efficiency ¹⁾	COP (7°C / 15°C)		3.30 / 3.50
Energy Consumption	Annual Energy Consumption (7°C / 15°C)	kWh	756 / 709
Load Profile			Large
Power Input	Upper Element Wattage (230V)	kW	2
	Lower Element Wattage (230V)	kW	2
Energy Efficiency Class (7°C / 15°C)			A+ / A+
Power Supply	V, Ø, Hz		230 / 1 / 50
Available Voltage Range	V		195 - 265
Operating Mode			Turbo / Auto / Heat Pump / Vacation
Air Flow Rate	H / M	m ³ /min	6.7 / 4.4
	H / M	CFM	236.6 / 155.4
Sound Pressure Level	Auto	dB(A)+3	38
Sound Power Level		dB(A)	55
Dimensions	Net (W x H x D)	mm	580 x 1,625 x 582
Weight	Net	kg	100
Nominal insulation thickness	Min. / Max.	mm	40 / 80
Heat Pump Operation Range	Min. / Max.	°C DB	-5 / 48
Exterior Color Code			Luxury Silver
Compressor	Type		Inverter Twin Rotary
	Warranty	Year	10
	Manufacturer		LG Electronics
	Motor Output	W	43
Design Pressure (System)	High Side		2.0MPa / 290 PSI
	Low Side		0.9MPa / 130.5 PSI
Max. Working Pressure (Water Tank)			150 PSI (1034 kPa)
Circuit Breaker		A	15
Condensate water connection	I.D	mm	19, 12.7
V40 (Mixed water at 40°C)		L	260
Refrigerant	Type		R134a
	Pre Charge	kg	0.650
	GWP		1,430
	t-CO ₂ eq		0.930
Defrost Method			Reverse Cycle
Anode			ICCP
T&P Relief Valve			Yes
Water Connection Location			side
Water Connection Size		inch	G ¾ M
Digital Display			Yes
Wi-Fi (LG ThinQ) ²⁾			Yes
Tank Warranty		Year	10

1) Water Heater Energy Efficiency (At Auto mode)

2) ThinQ Main Function

- Operation mode (Auto, Heatpump, Turbo, Vacation, Schedule), Temperature setting
 - Monitoring hot water Temperature
 - Maintenance point Alarm (Filter, Anode Rod, etc.)

※ This product contains Fluorinated greenhouse gases (R134a).

※ GWP : Global warming potential

※ t-CO₂eq : F-gas(kg)*GWP/1000

※ Specification, design and feature are subject to change without prior notice.

Product Specification

Sales Model			WH27S
Factory Model			R5TT27F-SA0
Capacity	Volume (Nominal)		270L
Energy Efficiency ¹⁾	COP (7°C / 15°C)		3.45 / 3.85
Energy Consumption	Annual Energy Consumption (7°C / 15°C)	kWh	712 / 646
Load Profile			Large
Power Input	Upper Element Wattage (230V)	kW	2
	Lower Element Wattage (230V)	kW	2
Energy Efficiency Class (7°C / 15°C)			A+ / A++ ²⁾
Power Supply	V, Ø, Hz		230 / 1 / 50
Available Voltage Range	V		195 - 265
Operating Mode			Turbo / Auto / Heat Pump / Vacation
Air Flow Rate	H / M	m ³ /min	6.7 / 4.4
	H / M	CFM	236.6 / 155.4
Sound Pressure Level	Auto	dB(A)+3	38
Sound Power Level		dB(A)	55
Dimensions	Net (W x H x D)	mm	580 x 2,008 x 582
Weight	Net	kg	119
Nominal insulation thickness	Min. / Max.	mm	40 / 80
Heat Pump Operation Range	Min. / Max.	°C DB	-5 / 48
Exterior Color Code			Luxury Silver
Compressor	Type		Inverter Twin Rotary
	Warranty	Year	10
	Manufacturer		LG Electronics
	Motor Output	W	43
Design Pressure (System)	High Side		2.0MPa / 290 PSI
	Low Side		0.9MPa / 130.5 PSI
Max. Working Pressure (Water Tank)			150 PSI (1034 kPa)
Circuit Breaker		A	15
Condensate water connection	I.D	mm	19, 12.7
V40 (Mixed water at 40°C)		L	360
Refrigerant	Type		R134a
	Pre Charge	kg	0.750
	GWP		1,430
	t-CO ₂ eq		1.073
Defrost Method			Reverse Cycle
Anode			ICCP
T&P Relief Valve			Yes
Water Connection Location			side
Water Connection Size		inch	G ¾ M
Digital Display			Yes
Wi-Fi (LG ThinQ) ²⁾			Yes
Tank Warranty		Year	10

1) Water Heater Energy Efficiency (At Auto mode)

2) Energy Label marked A+ and more than COP 3.75 in EU Standard is A++

3) ThinQ Main Function

- Operation mode (Auto, Heatpump, Turbo, Vacation, Schedule), Temperature setting
 - Monitoring hot water Temperature
 - Maintenance point Alarm (Filter, Anode Rod, etc.)

※ This product contains Fluorinated greenhouse gases (R134a).

※ GWP : Global warming potential

※ t-CO₂eq : F-gas(kg)*GWP/1000

※ Specification, design and feature are subject to change without prior notice.